

COMMUNICATION, ARTS AND LEISURE SCIENCES

CERAMICS

Superintendent: Sheryl White

CLASS

- 300. Unit 1 Glazes-Junior
- 301. Unit 1 Glazes-Intermediate
- 302. Unit 1 Glazes-Senior
- 303. Unit 2 Underglazes-Junior
- 304. Unit 2 Underglazes-Intermediate
- 305. Unit 2 Underglazes-Senior
- 306. Unit 3 Overglazes-Junior
- 307. Unit 3 Overglazes-Intermediate
- 308. Unit 3 Overglazes-Senior
- 309. Unit 4 Unfired Finishes-Junior
- 310. Unit 4 Unfired Finishes-Intermediate
- 311. Unit 4 Unfired Finishes-Senior
- 312. Unit 5 Porcelain Dolls-Junior
- 313. Unit 5 Porcelain Dolls -Intermediate
- 314. Unit 5 Porcelain Dolls -Senior
- 315. Unit 6 Hand-Constructed In Stoneware-Junior
- 316. Unit 6 Hand-Constructed In Stoneware -Intermediate
- 317. Unit 6 Hand-Constructed In Stoneware –Senior



Grand Champion **Junior**.....Rosette
 Reserve Grand Champion **Junior**Rosette
 Grand Champion **Intermediate**.....Rosette
 Reserve Grand Champion **Intermediate** ..Rosette

Grand Champion **Senior**.....Rosette
 Reserve Grand Champion **Senior**.....Rosette

Check out Colorado 4-H State Fair Exhibit Requirements for the specifics for this project, at www.tra4h.org under Mesa County then Projects

GLOBAL CITIZENSHIP

Superintendent: TBA

CLASS

- 318. Unit 1-Study of Another Country-Junior
- 319. Unit 1-Study of Another Country-Intermediate
- 320. Unit 1-Study of Another Country-Senior
- 321. Unit 2-Host a Delegate from Another Country-Junior
- 322. Unit 2-Host a Delegate from Another Country-Intermediate
- 323. Unit 2-Host a Delegate from Another Country-Senior
- 324. Unit 3-Serve as a Teen Counselor-Intermediate
- 325. Unit 3-Serve as a Teen Counselor-Senior
- 326. Unit 4-Exchange Delegate to Another Country-Intermediate
- 327. Unit 4-Exchange Delegate to Another Country-Senior



Grand Champion **Junior**.....Rosette
 Reserve Grand Champion **Junior**Rosette
 Grand Champion **Intermediate**.....Rosette
 Reserve Grand Champion **Intermediate** ..Rosette

Grand Champion **Senior**.....Rosette
 Reserve Grand Champion **Senior**.....Rosette

Check out Colorado 4-H State Fair Exhibit Requirements for the specifics for this project, at www.tra4h.org under Mesa County then Projects

LEADERSHIP

Superintendent-TBA

CLASS

- 328. Individual Skills For Younger Members-Junior
- 329. Individual Skills For Older Members-Intermediates
- 330. Individual Skills For Older Members-Seniors
- 331. Skills Working Within Groups-Intermediate
- 332. Skills Working Within Groups-Senior
- 333. Skills Leading Groups-Intermediate
- 334. Skills Leading Groups-Senior



Grand Champion **Junior**.....Rosette
 Reserve Grand Champion **Junior**Rosette

Grand Champion **Senior**.....Rosette
 Reserve Grand Champion **Senior**.....Rosette

Grand Champion **Intermediate**.....Rosette
 Reserve Grand Champion **Intermediate** ..Rosette

All Exhibits will consist of the following:

- Project Manual will be completed and e-record presented in a sturdy binder.
- A display board illustrating a topic investigated during the project year. The standardized display board size of 4 ft. x 3 ft. is to be used with 4-H projects. No additional items may be included on or in front of display board.

LEATHERCRAFT

Superintendent: Kay Orton

CLASS

- 335. Unit 1 Introduction to Leathercraft-Junior
- 336. Unit 1 Introduction to Leathercraft-Intermediate
- 337. Unit 1 Introduction to Leathercraft-Senior
- 338. Unit 2 Beginning Leather Carving-Junior
- 339. Unit 2 Beginning Leather Carving-Intermediate
- 340. Unit 2 Beginning Leather Carving-Senior
- 341. Unit 3 Intermediate Leather Carving-Junior
- 342. Unit 3 Intermediate Leather Carving-Intermediate
- 343. Unit 3 Intermediate Leather Carving-Senior
- 344. Unit 4 Advanced Leather Carving-Junior
- 345. Unit 4 Advanced Leather Carving-Intermediate
- 346. Unit 4 Advanced Leather Carving-Senior



- 347. Unit 5 Coloring and Shading-Junior
- 348. Unit 5 Coloring and Shading-Intermediate
- 349. Unit 5 Coloring and Shading-Senior
- 350. Unit 6 Pictorial Carving-Junior
- 351. Unit 6 Pictorial Carving-Intermediate
- 352. Unit 6 Pictorial Carving-Senior
- 353. Unit 7 Making and Rebuilding Saddles-Junior
- 354. Unit 7 Making and Rebuilding Saddles-Intermediate
- 355. Unit 7 Making and Rebuilding Saddles-Senior
- 356. Unit 8 Creative Stamping-Junior
- 357. Unit 8 Creative Stamping-Intermediate
- 358. Unit 8 Creative Stamping-Senior
- 359. Unit 9 Braiding and Untooled-Junior
- 360. Unit 9 Braiding and Untooled-Intermediate
- 361. Unit 9 Braiding and Untooled-Senior
- 362. Unit 10 Sewing Leather-Junior
- 363. Unit 10 Sewing Leather-Intermediate
- 364. Unit 10 Sewing Leather-Senior

Grand Champion **Junior**.....Rosette
 Reserve Grand Champion **Junior**Rosette

Grand Champion **Senior**.....Rosette
 Reserve Grand Champion **Senior**.....Rosette

Grand Champion **Intermediate**.....Rosette
 Reserve Grand Champion **Intermediate**...Rosette

Check out Colorado 4-H State Fair Exhibit Requirements for the specifics for this project, at www.tra4h.org under Mesa County then Projects



PHOTOGRAPHY



Superintendent: Jami Bernhardt-Jones

GENERAL RULES

1. Focus on Photography has been broken into two exhibit Levels – Level 1A and Level 1B. 4-H members should be enrolled in Focus in Photography but can choose to exhibit in either Level 1A or Level 1B. If a member completes the manual, they may enter in both Level 1A and Level 1B. There must be an e-Record for each Level (the e-record can be photo copied)
1. For all units, submit only the record and photo materials for the current unit being entered. Do not submit previous records or photos.
2. In Levels 1-3 pictures can either be mounted on the journal pages or on card stock. Use the tips on page 73 of the manuals for mounting the pictures.
4. Best photo may be up to 5"x 7" in size. Best Photo may be mounted on the journal page 7 or can be mounted on cardstock and identified as your "Best Photo." If you are entering the Best Photo Contest you will need to make a copy of your "Best Photo" and follow the rules for mounting. Therefore, you will need two photos of your Best Photo, one for your project and one for the Best Photo Contest (For Levels 1-3). No duplicate pictures will be accepted except for best picture and/or Best Photo Contest.
5. Binders/notebook: Use a Hardback, three-ring notebook no larger than 3 inches in size for all units. **NO POSTERS OR OVERSIZED BOOKS. DO NOT USE** plastic covers on any page in any unit. All materials must fit within the notebook. Include all your photos and e-Record in the three-ring notebook. Additional pages can be added as needed to exhibit your photos.
6. Videos must be appropriate for total family viewing.
7. For photo exhibits in Levels 1-3 follow the tips on page 73 of the manuals. Photos can be mounted on the journal pages or on cardstock. **Label format for Unit 1-3.**

Camera used _____
 Type of Film _____
 Exposure details _____


Journal page # (if using card stock to mount pictures) _____
Photo # (left to right and top to bottom) _____
Subject _____
Date Photo Taken _____

8. **Label Format for UNITS 4-7**

Activity # _____
Photo # _____
Subject _____
Date Photo Taken _____
Notes: _____

9. **Lable Format for Best Photo Contest**

Title _____
Name _____
4-H Age _____
Camera used _____
Film _____
Subject _____



LEVEL 1A & 1B

FOCUS ON PHOTOGRAPHY

- 365. Level 1A Focus on Photography – Junior
- 366. Level 1A Focus on Photography – Intermediate
- 367. Level 1A Focus on Photography – Senior
- 368. Level 1B Focus on Photography – Junior
- 369. Level 1B Focus on Photography – Intermediate
- 370. Level 1B Focus on Photography – Senior

LEVEL 2

CONTROLLING THE IMAGE

- 371. Level 2 Controlling the Image – Junior
- 372. Level 2 Controlling the Image – Intermediate
- 373. Level 2 Controlling the Image – Senior

UNIT 3

MASTERING PHOTOGRAPHY

- 374. Unit 3 Mastering Photography – Junior
- 375. Unit 3 Mastering Photography – Intermediate
- 376. Unit 3 Mastering Photography – Senior

UNIT 4

DARKROOM TECHNIQUES

- 377. Unit 4 A Black and White Darkroom – Junior
- 378. Unit 4 A Black and White Darkroom – Intermediate
- 379. Unit 4 A Black and White Darkroom – Senior
- 380. Unit 4 B Color Darkroom – Junior
- 381. Unit 4 B Color Darkroom – Intermediate
- 382. Unit 4 B Color Darkroom – Senior

UNIT 6

ADVANCED PHOTOGRAPHY

- 383. Unit 6 Advanced Photography – Junior
- 384. Unit 6 Advanced Photography – Intermediate
- 385. Unit 6 Advanced Photography – Senior


UNIT 7

VIDEO PHOTOGRAPHY

- 386. Unit 7 Video Photography – Junior
- 387. Unit 7 Video Photography – Intermediate
- 388. Unit 7 Video Photography – Senior

BEST PHOTO CONTEST

- 389. Best Photo Contest - Junior
- 390. Best Photo Contest – Intermediate
- 391. Best Photo Contest – Senior



Grand Champion **Junior**.....Rosette
 Reserve Grand Champion **Junior**Rosette
 Grand Champion **Intermediate**.....Rosette
 Reserve Grand Champion **Intermediate**...Rosette


Grand Champion **Senior**.....Rosette
 Reserve Grand Champion **Senior**.....Rosette

Check out Colorado 4-H State Fair Exhibit Requirements for the specifics for this project, at www.tra4h.org under Mesa County then Projects

WOODWORKING

Superintendent: TBA

- 392. Unit 1 Measuring Up-Junior
- 393. Unit 1 Measuring Up-Intermediate
- 394. Unit 1 Measuring Up-Senior
- 395. Unit 2 Making The Cut-Junior
- 396. Unit 2 Making The Cut-Intermediate
- 397. Unit 2 Making The Cut-Senior
- 398. Unit 3 Nailing It Together-Junior
- 499. Unit 3 Nailing It Together-Intermediate
- 400. Unit 3 Nailing It Together-Senior
- 401. Unit 4 Finishing Up-Junior
- 402. Unit 4 Finishing Up-Intermediate
- 403. Unit 4 Finishing Up-Senior



Grand Champion **Junior**.....Rosette
 Reserve Grand Champion **Junior**Rosette
 Grand Champion **Intermediate**.....Rosette
 Reserve Grand Champion **Intermediate**...Rosette

Grand Champion **Senior**.....Rosette
 Reserve Grand Champion **Senior**.....Rosette

Check out Colorado 4-H State Fair Exhibit Requirements for the specifics for this project, at www.tra4h.org under Mesa County then Projects